



## Annexure II

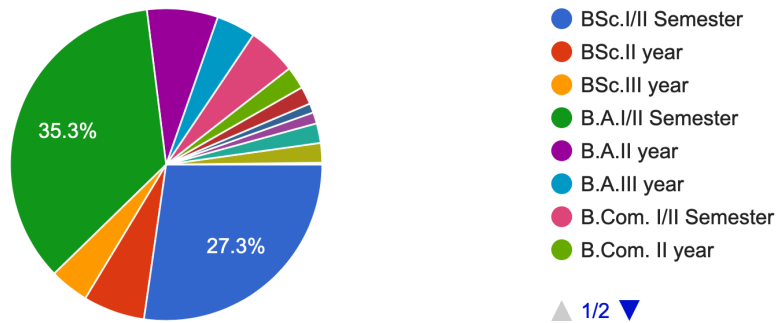
### A.P.B. Govt. Post Graduate College, Agastyamuni Rudraprayag Student Satisfaction Survey (2022-23)

#### Key Indicator - 2.7.1

#### Under the Criterion II of Teaching - Learning & Evaluation

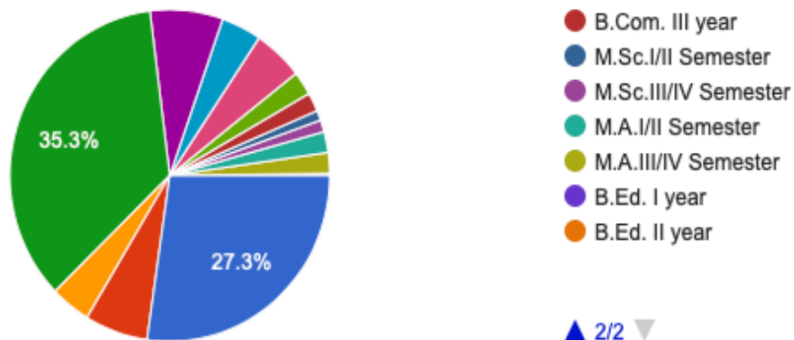
##### Class

1,034 responses



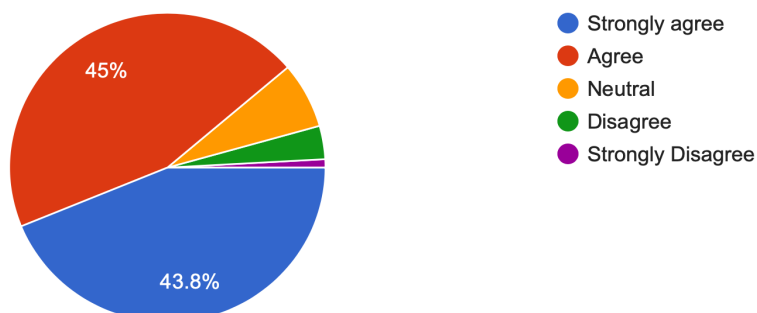
##### Class

1,034 responses



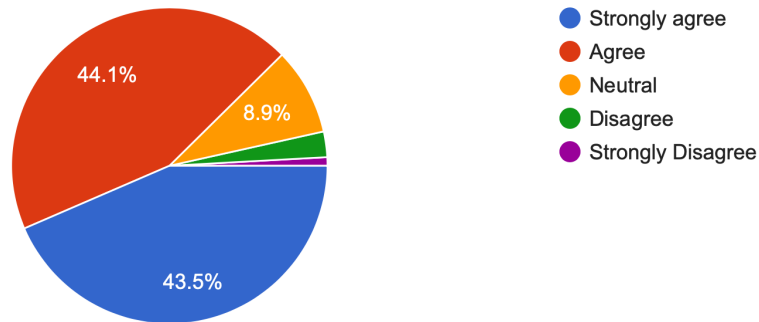
##### The institution provides multiple opportunities to learn

1,034 responses



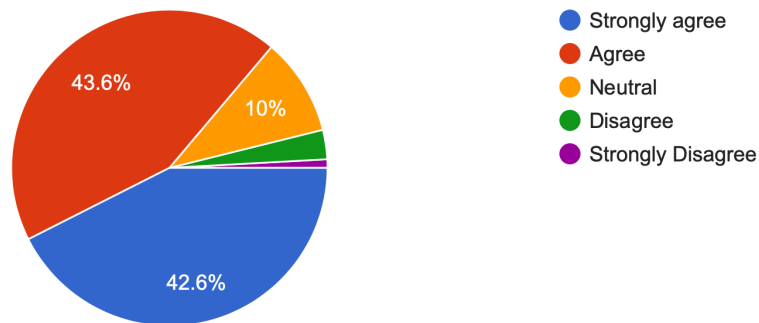
The overall quality of teaching-learning process in your institute is very good

1,034 responses



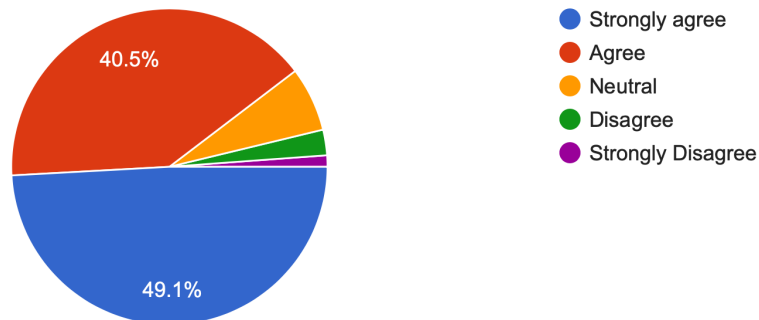
The institution makes effort to engage students in the monitoring, review and continuous quality improvement of the teaching learning process.

1,034 responses



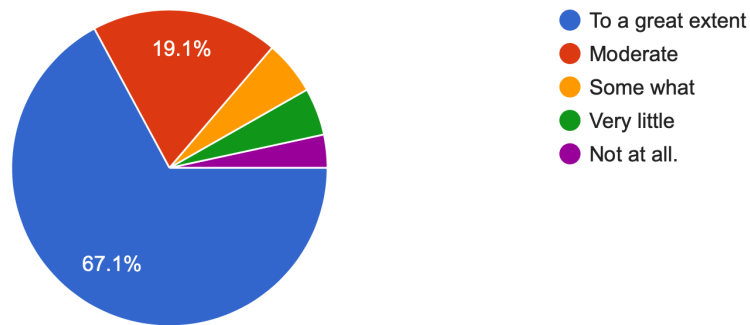
Teachers encourage you to participate in extracurricular activities.

1,034 responses



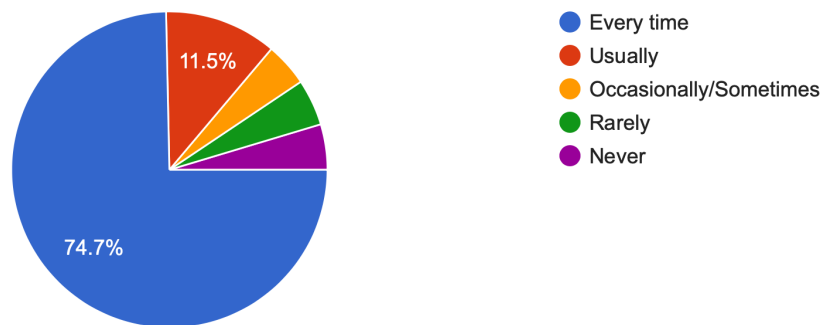
Efforts are made by the institute/ teachers to inculcate soft skills, life skills and employability skills to make you ready for the world of work

1,034 responses



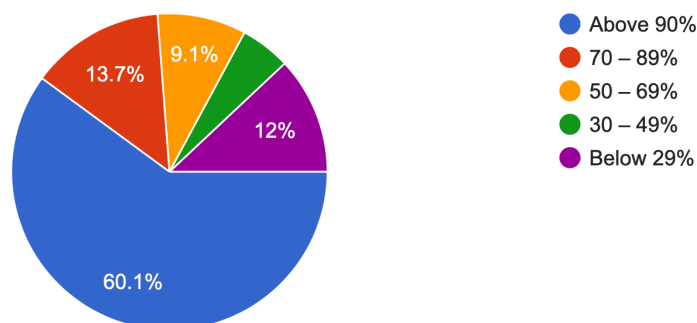
Teachers are able to identify your weaknesses and help you to overcome them?

1,034 responses



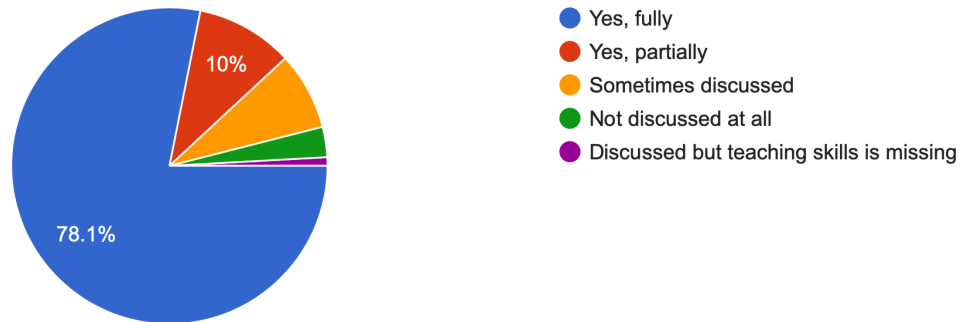
What percentage of teachers use ICT tools for teaching such as LCD projector, Multimedia, etc.?

1,034 responses



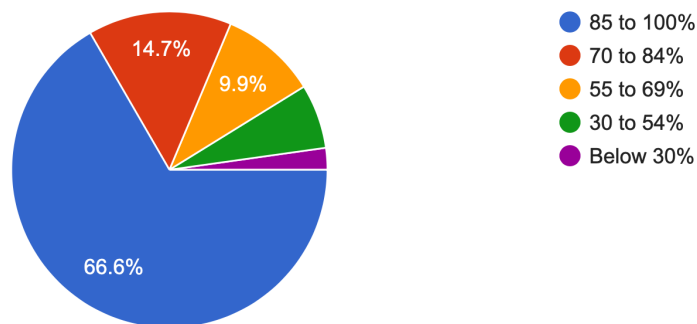
### Are your teachers discussed assignments with you?

1,034 responses



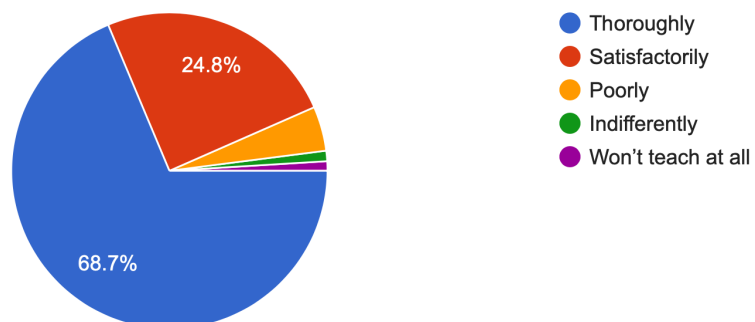
### How much of the syllabus was covered in the class?

1,034 responses



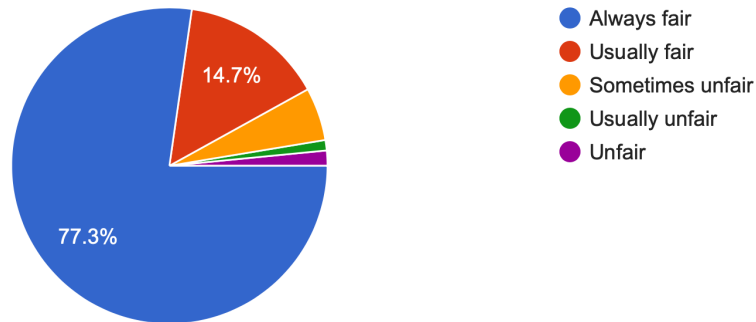
### How well did the teachers prepare for the classes?

1,034 responses



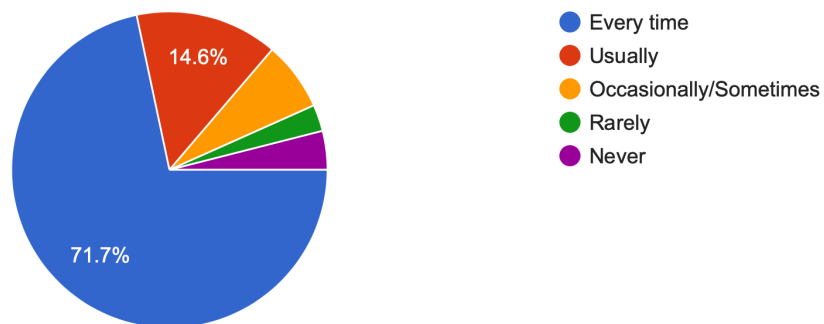
### Fairness of the internal evaluation process by the teachers?

1,034 responses



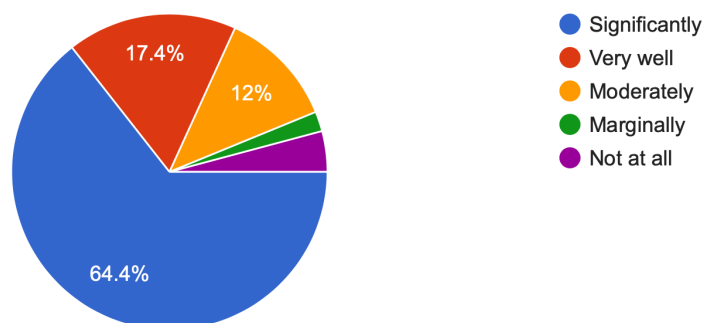
### Was your performance in assignments discussed with you?

1,034 responses



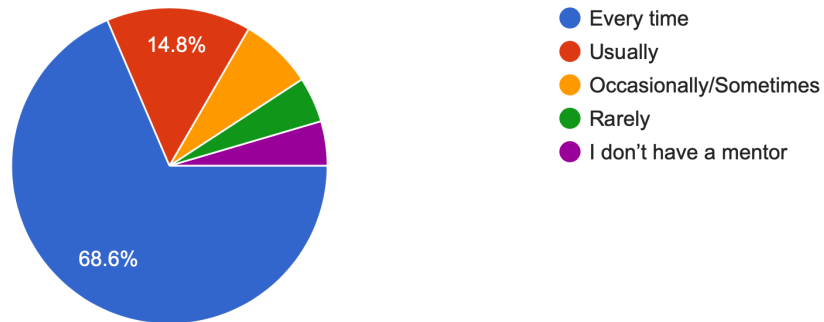
### The teaching and mentoring process in your institution facilitates you in cognitive, social and emotional growth?

1,034 responses



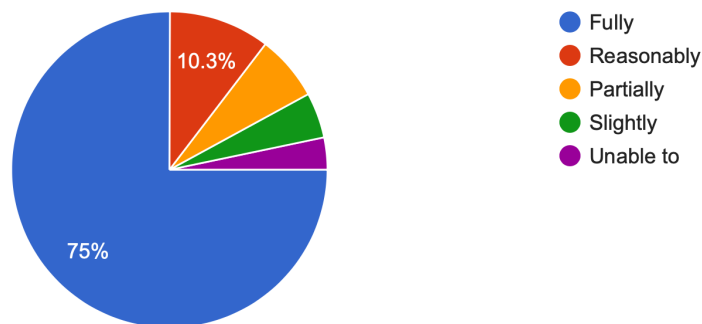
### Your mentor does a necessary follow-up with an assigned task to you

1,034 responses



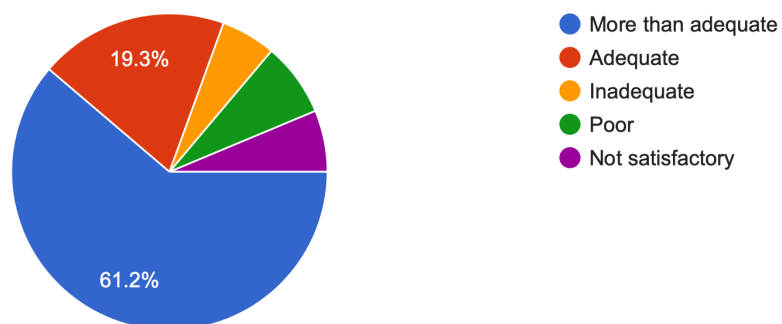
### The teachers identify your strengths and encourage you with providing right level of challenges.

1,034 responses



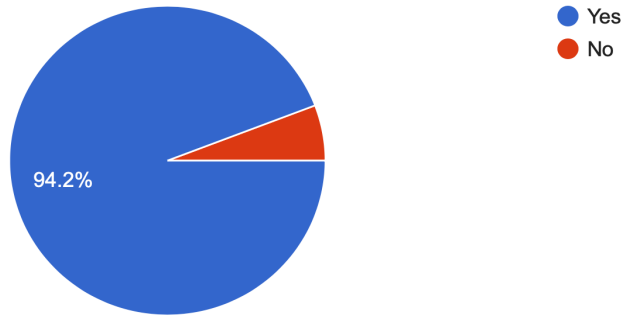
### What is your opinion about the library material?

1,034 responses



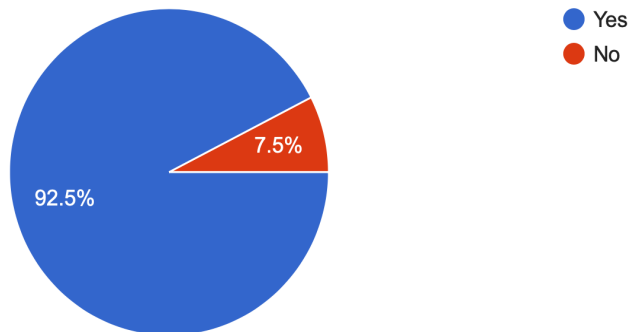
Is the college office helpful in administrative matters?

1,034 responses



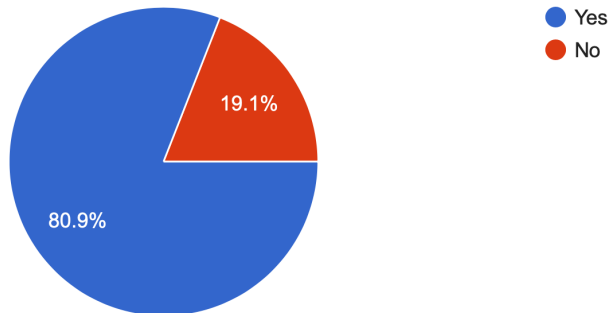
Are there enough clean classrooms available in the department?

1,034 responses



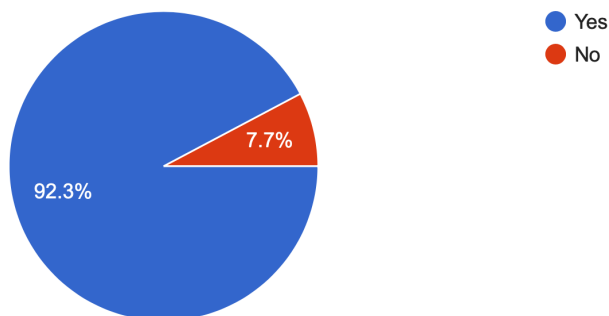
Are the toilets cleaned properly?

1,034 responses



Are you provided with sufficient drinking water?

1,034 responses



### Faculty wise analysis of Students Satisfaction Survey, for Session 2022-23

There are 1034 feedback forms calculated and analysed separately from Commerce, Arts, Science & B.Ed. Faculty separately. The numbers of feedback forms collected by Commerce, Arts, Science and B.Ed. faculty are 95, 525, 412 and 02 respectively. The detailed report of feedback forms is presented as below:


S. No.	Questions and Options	Output Commerce Faculty (No. of feedback form = 95) in %	Output Arts Faculty (No. of feedback form = 525) in %	Output Science Faculty (No. of feedback form = 412) in %	Output B.Ed. Faculty (No. of feedback form = 02) in %	Overall Average (No. of feedback form = 1034) in %
<b>1</b>	<b>The institution provides multiple opportunities to learn</b>					
a)	Strongly agree	23.1	69.3	16.0	50.0	39.6
b)	Agree	52.6	26.4	66.7	50.0	48.9
c)	Neutral	15.7	2.2	10.6	0.0	7.1
d)	Disagree	7.3	1.7	4.8	0.0	3.4
e)	Strongly disagree	1.0	0.1	1.6	0.0	0.6
<b>2</b>	<b>The overall quality of teaching-learning process in your institute is very good</b>					
a)	Strongly agree	20.0	68.9	16.5	50.0	38.9
b)	Agree	55.7	24.3	66.5	50.0	49.1
c)	Neutral	16.8	5.1	11.8	0.0	8.4
d)	Disagree	5.2	1.1	3.8	0.0	2.5
e)	Strongly disagree	2.1	0.3	1.2	0.0	0.9
<b>3</b>	<b>The institution makes effort to engage students in the monitoring, review &amp; continuous quality improvement of the teaching learning process</b>					
a)	Strongly agree	18.9	68.7	14.8	0.0	25.6
b)	Agree	54.7	24.0	65.7	100	61.1
c)	Neutral	18.9	5.7	13.3	0.0	9.5
d)	Disagree	5.2	1.3	4.6	0.0	2.8
e)	Strongly disagree	2.1	0.1	1.4	0.0	0.9
<b>4</b>	<b>Teachers encourage you to participate in extracurricular activities.</b>					
a)	Strongly agree	25.2	71.0	26.9	0.0	30.8
b)	Agree	51.5	22.6	60.4	100	58.6
c)	Neutral	14.7	4.0	8.0	0.0	6.7
d)	Disagree	6.3	1.3	3.3	0.0	2.7
e)	Strongly disagree	2.1	0.9	1.2	0.0	1.1



<b>5</b>	<b>Efforts are made by the institute/ teachers to inculcate soft skills, life skills and employability skills to make you ready for the world of work</b>					
a)	To a great extent	24.2	83.8	56.0	0.0	41
b)	Moderate	41.0	9.7	25.7	100	44.1
c)	Some what	15.7	2.2	7.2	0.0	6.2
d)	Very little	8.4	2.2	7.2	0.0	4.4
e)	Not at all.	10.5	1.9	3.6	0.0	4
<b>6</b>	<b>Teachers are able to identify your weakness and help you to overcome them ?</b>					
a)	Every time	43.1	87.8	65.0	100	73.9
b)	Usually	31.5	5.9	14.0	0.0	12.8
c)	Occasionally/ Sometimes	8.4	3.2	5.0	0.0	4.1
d)	Rarely	6.3	0.9	9.2	0.0	4.1
e)	Never	10.5	2.0	6.5	0.0	4.7
<b>7</b>	<b>What percentage of teachers use ICT tools for teaching such as LCD projector, Multimedia, etc.?</b>					
a)	Above 90%	13.6	78.6	47.3	0.0	34.8
b)	70-89%	25.2	7.0	19.6	0.0	12.9
c)	50-69%	27.3	6.2	8.4	0.0	10.4
d)	30-49%	13.6	2.2	6.5	50.0	18.1
e)	Below 29%	20.0	5.7	17.9	50.0	23.4
<b>8</b>	<b>Are your teachers discussed assignment with you?</b>					
a)	Yes, fully	42.1	86.6	75.4	100	76.1
b)	Yes, partially	26.3	7.8	8.9	0.0	10.7
c)	Sometimes discussed	17.8	3.4	11.4	0.0	8.1
d)	Not discussed at all	11.5	1.9	2.6	0.0	4
e)	Discussed but teaching skills is missing	2.1	0.1	1.4	0.0	0.9
<b>9</b>	<b>How much of the syllabus was covered in the class?</b>					
a)	85 to 100%	20.0	80.5	59.9	0.0	40.1
b)	70 to 84%	34.7	9.9	16.0	50.0	27.6
c)	55 to 69%	24.2	5.1	12.3	50.0	22.9
d)	30 to 54%	16.8	2.8	8.9	0.0	7.1
e)	Below 30%	4.2	1.5	2.6	0.0	2.1
<b>10</b>	<b>How well did the teachers prepare for the classes?</b>					
a)	Thoroughly	34.7	82.8	58.7	0.0	44.1
b)	Satisfactorily	47.3	12.9	34.2	100	48.6
c)	Poorly	13.6	3.2	4.1	0.0	5.2
d)	Indifferently	3.1	0.3	1.4	0.0	1.2
e)	Won't teach at all	1.0	0.5	1.4	0.0	0.7
<b>11</b>	<b>Fairness of the internal evaluation process by the teachers ?</b>					
a)	Always fair	46.3	87.8	71.1	50.0	63.8

b)	Usually fair	36.8	8.3	17.4	50.0	28.1
c)	Sometimes unfair	10.5	2.8	7.5	0.0	5.2
d)	Usually unfair	2.1	0.5	1.4	0.0	1
e)	Unfair	4.2	0.3	2.4	0.0	1.7
<b>12</b>	<b>Was your performance in assignments discussed with you?</b>					
a)	Every time	34.7	83.4	65.2	50.0	58.3
b)	Usually	36.8	8.5	16.9	50.0	28.1
c)	Occasionally / Sometimes	12.6	4.7	8.7	0.0	6.5
d)	Rarely	4.2	1.7	3.6	0.0	2.3
e)	Never	11.5	1.5	5.3	0.0	4.5
<b>13</b>	<b>The teaching and mentoring process in your institute facilitates you in cognitive, social and emotional growth?</b>					
a)	Significantly	18.9	77.7	58.2	0.0	38.7
b)	Very well	42.1	12.1	17.9	100	43.1
c)	Moderately	23.1	7.8	14.8	0.0	11.4
d)	Marginally	4.2	0.7	3.1	0.0	2
e)	Not at all	11.5	1.5	5.8	0.0	4.7
<b>14</b>	<b>Your mentor does a necessary follow-up with an assigned task to you</b>					
a)	Every time	29.4	82.6	59.7	50.0	55.4
b)	Usually	33.6	9.5	16.9	50.0	27.5
c)	Occasionally / Sometimes	16.8	4.1	9.4	0.0	7.5
d)	Rarely	8.4	1.5	7.7	0.0	4.4
e)	I don't have a mentor	11.5	2.0	6.0	0.0	4.8
<b>15</b>	<b>The teachers identify your strengths and encourage you with providing right level of challenges</b>					
a)	Fully	45.2	86.4	67.2	100	74.7
b)	Reasonably	20.0	6.8	12.6	0.0	9.8
c)	Partially	18.9	3.8	7.5	0.0	7.5
d)	Slightly	8.4	1.9	7.2	0.0	4.3
e)	Unable to	7.3	0.9	5.3	0.0	3.3
<b>16</b>	<b>What is your opinion about the library material ?</b>					
a)	More than adequate	16.8	80.3	47.3	0.0	36.1
b)	Adequate	36.8	10.6	25.9	100	43.3
c)	Inadequate	10.5	2.6	8.2	0.0	5.3
d)	Poor	20.0	3.8	9.4	0.0	8.3
e)	Nor satisfactory	15.7	2.4	8.9	0.0	6.8
<b>17</b>	<b>Is the college office helpful in administrative matters ?</b>					
a)	Yes	87.3	96.7	92.4	100	94.1
b)	No	12.6	3.2	7.5	0.0	5.8
<b>18</b>	<b>Are there enough classrooms available in the department?</b>					
a)	Yes	90.5	93.7	91.2	100	93.8
b)	No	9.4	6.2	8.7	0.0	6.1
<b>19</b>	<b>Are the toilets cleaned properly?</b>					

a)	Yes	63.1	88.9	75.0	50.0	69.2
b)	No	36.8	11.0	25.0	50.0	30.7
<b>20</b>	<b>Are you provided enough drinking water?</b>					
a)	Yes	89.4	94.6	89.8	100	93.4
b)	No	10.5	5.3	10.1	0.0	6.5
<b>21</b>	<b>If you have other comments to offer on the course and suggestions for the teachers / college, you may do so in the space given below or on a separate sheet (100 words only)</b>					
<b>Link has been uploaded on the college website: <a href="http://www.gpgcagastyamuni.org">www.gpgcagastyamuni.org</a></b>						

  
 26/2/24  
 प्राचार्य  
 अ०प्र०ब० राज० स्ना० महाविद्यालय  
 अगस्त्यमुनि, रुद्रप्रयाग