



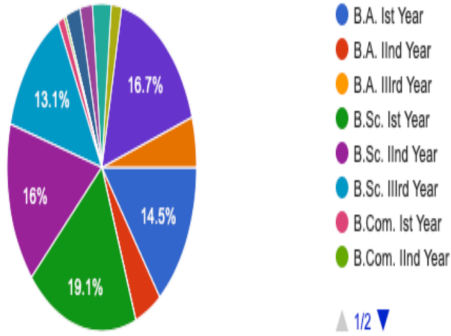
Annexure II

A.P.B. Govt. Post Graduate College, Agastyamuni Rudraprayag

Students Feedback Questionnaire for Session 2021-22

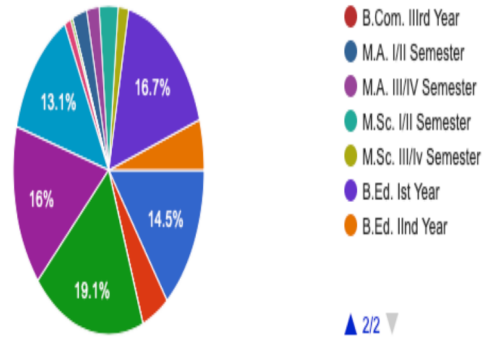
Class

282 responses



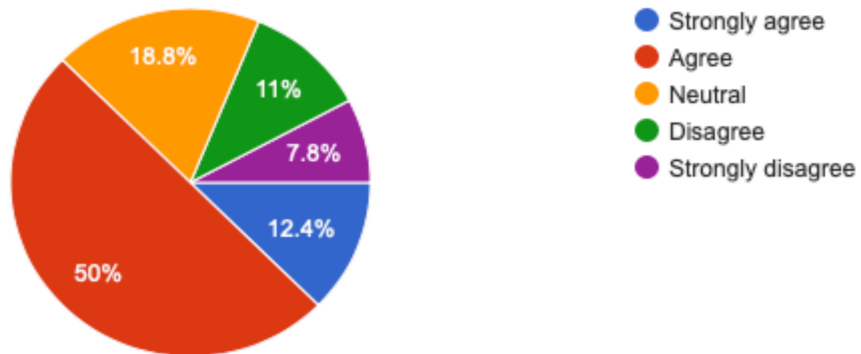
Class

282 responses



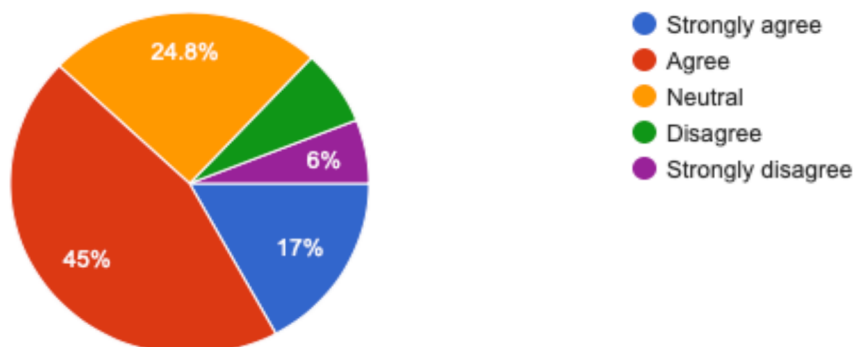
The institution provides multiple opportunities to learn

282 responses



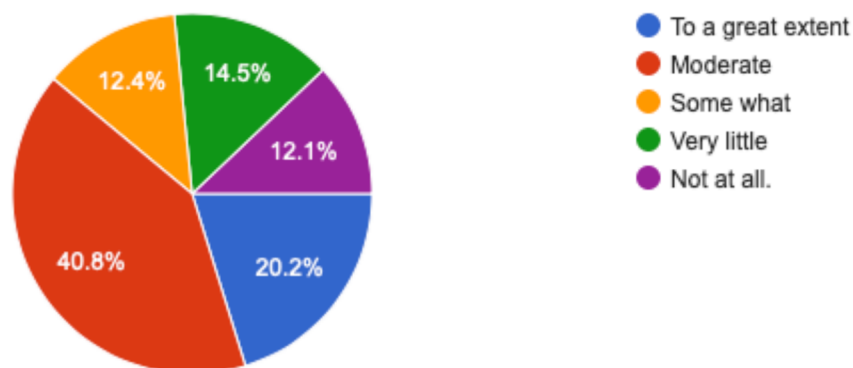
The overall quality of teaching-learning process in your institute is very good

282 responses



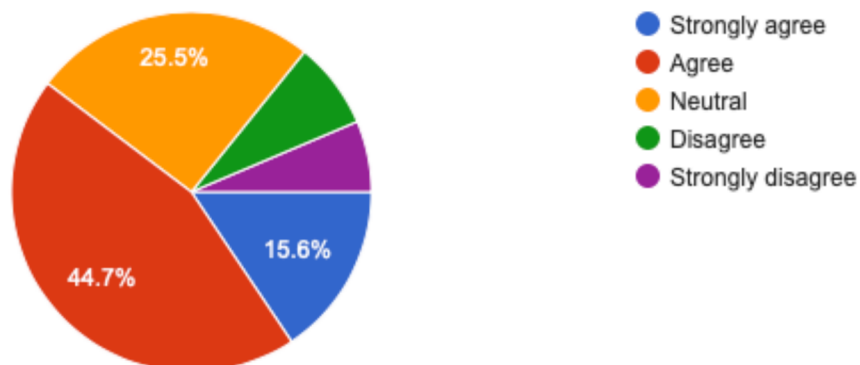
Efforts are made by the institute/ teachers to inculcate soft skills, life skills and employability skills to make you ready for the world of work

282 responses



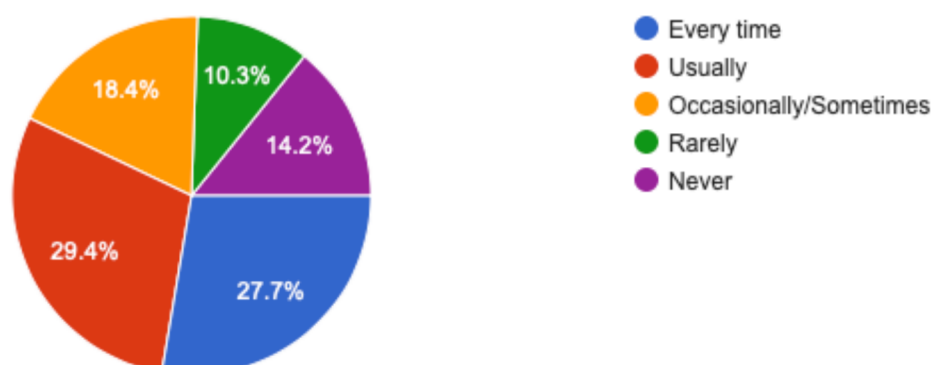
The institution makes effort to engage students in the monitoring, review and continuous quality improvement of the teaching learning process.

282 responses



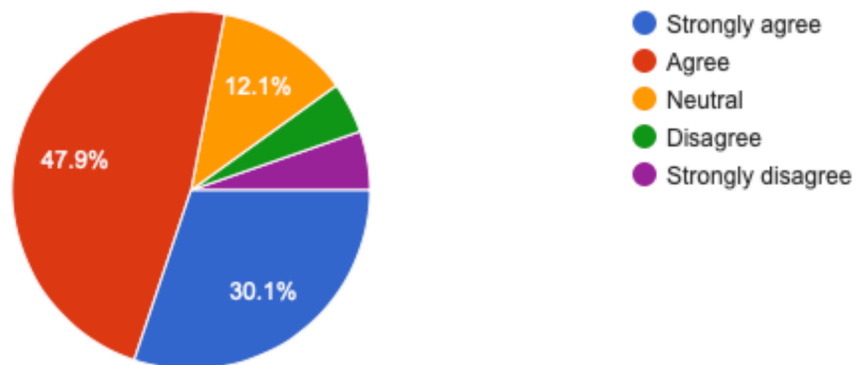
Teachers are able to identify your weaknesses and help you to overcome them?

282 responses



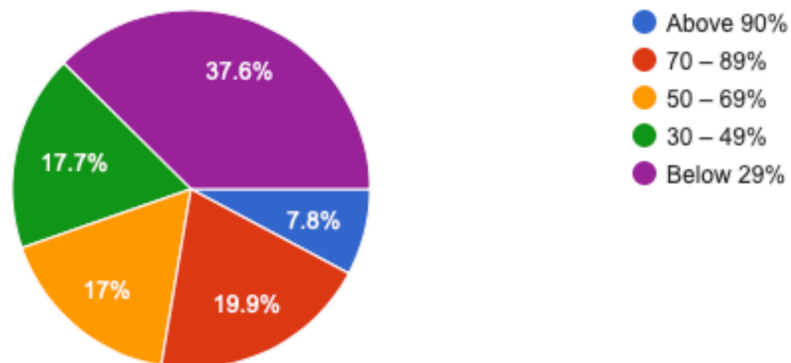
Teachers encourage you to participate in extracurricular activities.

282 responses



What percentage of teachers use ICT tools for teaching such as LCD projector, Multimedia, etc.?

282 responses



Are your teachers discussed assignments with you?

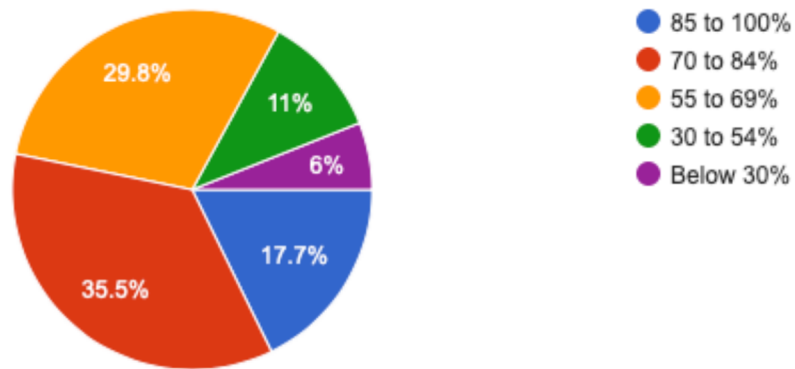
282 responses

 Copy



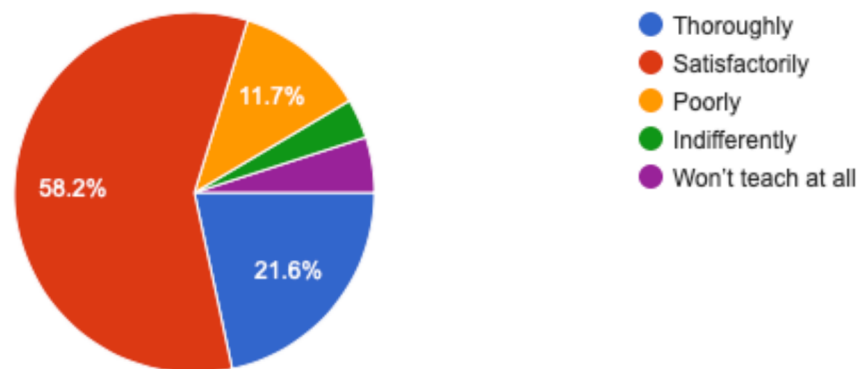
How much of the syllabus was covered in the class?

282 responses



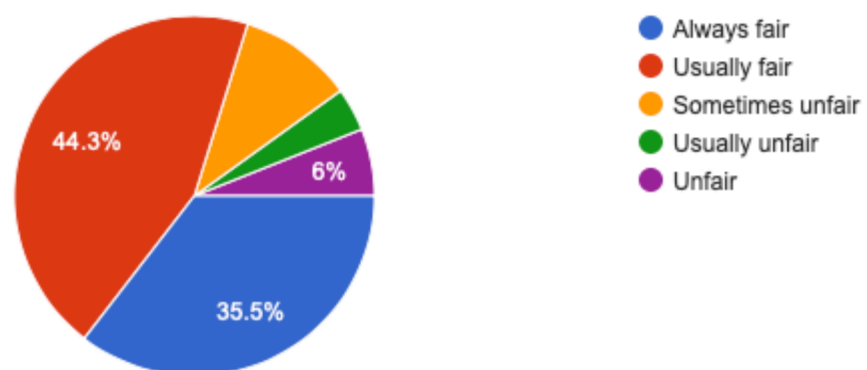
How well did the teachers prepare for the classes?

282 responses



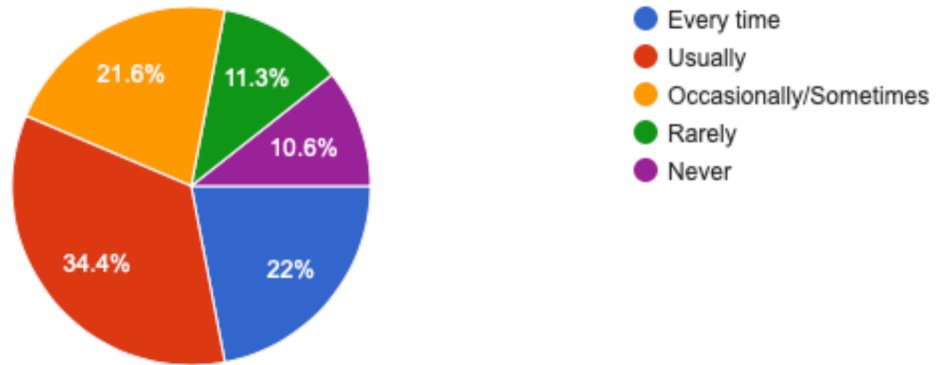
Fairness of the internal evaluation process by the teachers?

282 responses



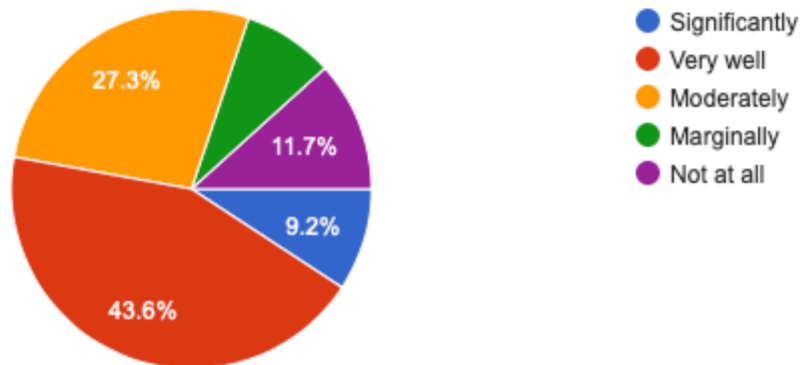
Was your performance in assignments discussed with you?

282 responses



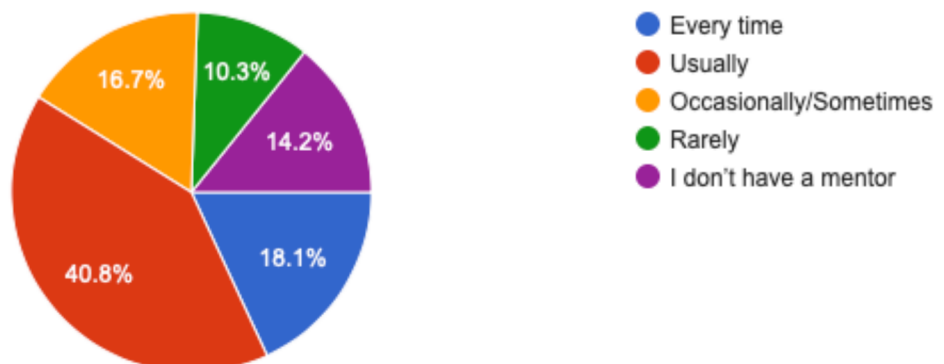
The teaching and mentoring process in your institution facilitates you in cognitive, social and emotional growth?

282 responses



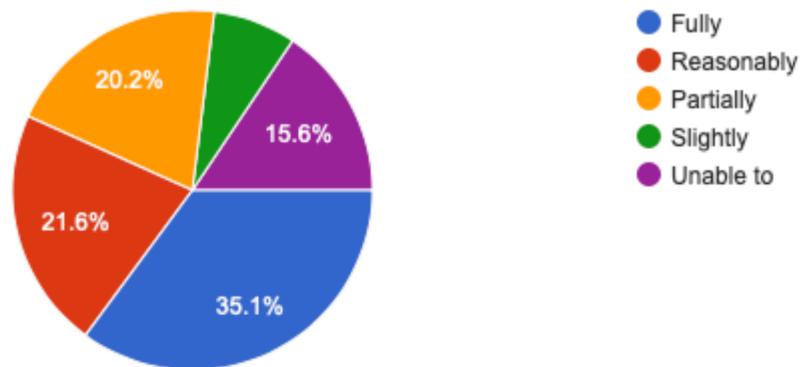
Your mentor does a necessary follow-up with an assigned task to you

282 responses



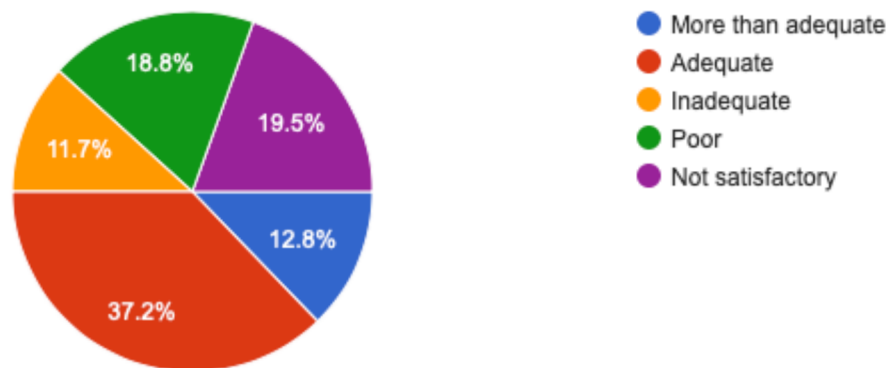
The teachers identify your strengths and encourage you with providing right level of challenges.

282 responses



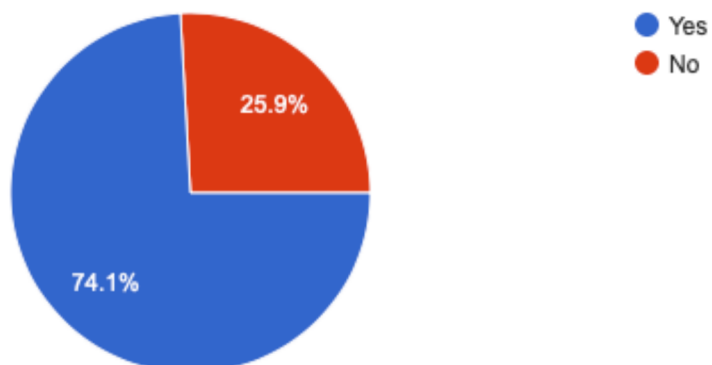
What is your opinion about the library material?

282 responses



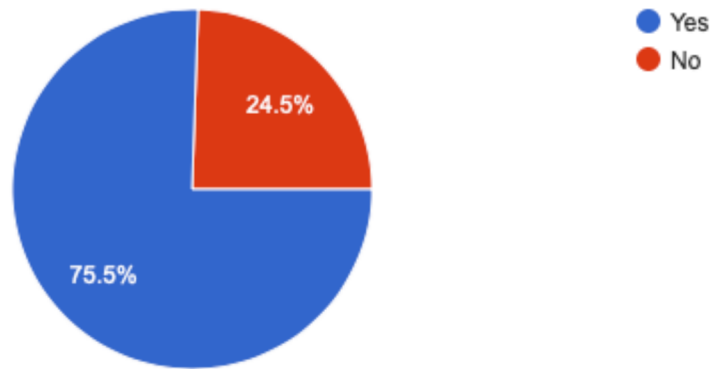
Is the college office helpful in administrative matters?

282 responses



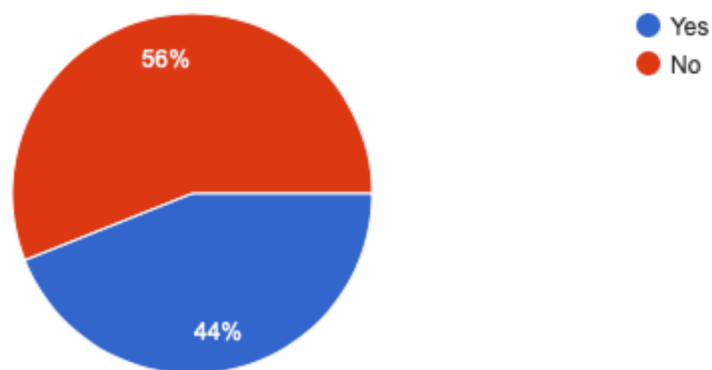
Are there enough clean classrooms available in the department?

282 responses



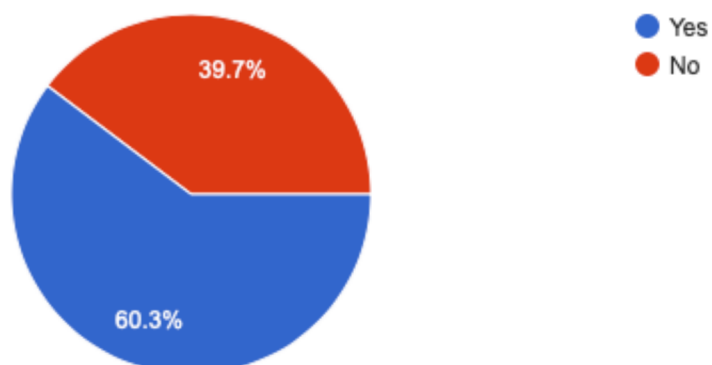
Are the toilets cleaned properly?

282 responses



Are you provided with enough drinking water?

282 responses



Students Feedback for Session 2021-22 (faculty wise analysis)


Feedback was collected from students of all the courses, classes and subjects in the institution. Feedback was collected from per class for each subject selected randomly from the whole class. Each feedback form was analyzed and the averages were calculated separately for Commerce, Arts, Science and B.Ed. faculty. The numbers of feedback forms collected for Commerce, Arts, Science and B.Ed. faculty are 04, 67, 150 and 61 respectively. Thus in total 282 feedback forms were collected and analyzed. The analysis of feedback is presented below:

S. N.	Questions and Options	Output Commerce Faculty (No. Of feedback form = 4) in %	Output Arts Faculty (No. Of feedback form = 67) in %	Output Science Faculty (No. Of feedback form = 150) in %	Output B.Ed Faculty (No. Of feedback form = 61) in %	Overall Average (No. of feedback forms = 282) in %
1	The institution provides multiple opportunities to learn					
a)	Strongly agree	25.00	16.40	13.30	4.90	14.90
b)	Agree	75.00	55.20	45.30	54.00	57.38
c)	Neutral	0	8.90	21.30	24.50	13.68
d)	Disagree	0	10.40	10.60	13.10	8.53
e)	Strongly disagree	0	8.90	9.30	3.20	5.35
2	The overall quality of teaching-learning process in your institute is very good					
a)	Strongly agree	25.00	14.90	18.60	14.70	18.30
b)	Agree	50.00	55.25	42.60	39.30	46.79
c)	Neutral	25.00	13.40	24.60	37.70	25.18
d)	Disagree	0	10.40	6.60	4.90	5.48
e)	Strongly disagree	0	5.90	7.30	3.20	4.10
3	Efforts are made by the institute / teachers to inculcate soft skills, life skills and employability skills to make you ready for the world of work					
a)	To a great extent	50.00	26.80	20.00	11.40	27.05
b)	Moderate	0	31.30	40.60	54.00	31.48
c)	Some what	25.00	10.40	13.30	11.40	15.03
d)	Very little	25.00	19.40	13.30	11.40	17.28
e)	Not at all	0	11.90	12.60	11.40	8.98
4	The institute makes effort to engage students in the monitoring, review and continuous quality improvement of the teaching learning process					
a)	Strongly agree	50.00	14.90	16.00	13.10	23.50
b)	Agree	50.00	44.70	41.30	52.40	47.10
c)	Neutral	0	25.30	25.30	27.80	19.60

d)	Disagree	0	5.90	10.00	4.90	5.20
e)	Strongly disagree	0	8.90	7.30	1.60	4.45
5	Teachers are able to identify your weakness and help you to overcome them?					
a)	Every time	50.00	32.80	23.30	31.10	34.30
b)	Usually	25.00	28.30	24.60	42.60	30.13
c)	Occasionally / Sometimes	25.00	17.90	22.00	9.80	18.68
d)	Rarely	0	7.40	12.00	9.80	7.30
e)	Never	0	13.40	18.00	6.50	9.48
6	Teachers encourage you to participate in extracurricular activities					
a)	Strongly agree	50.00	32.80	32.00	21.30	34.03
b)	Agree	50.00	43.20	43.30	63.90	50.10
c)	Neutral	0	13.40	12.00	11.40	9.20
d)	Disagree	0	5.90	4.60	3.20	3.43
e)	Strongly disagree	0	4.40	8.00	0	3.10
7	What percentage of teachers use ICT tools for teaching such as LCD projector, Multimedia, etc.?					
a)	Above 90%	25.00	11.90	8.60	0	11.38
b)	70-89%	50.00	23.80	19.30	14.70	26.95
c)	50-69%	25.00	19.40	16.60	14.70	18.93
d)	30-49%	0	11.90	14.00	34.40	15.08
e)	Below 29%	0	32.80	41.30	36.00	27.53
8	Are your teachers discussed assignment with you?					
a)	Yes, fully	25.00	35.80	38.60	32.70	33.03
b)	Yes, partially	25.00	23.80	20.00	37.70	26.63
c)	Sometimes discussed	25.00	28.30	24.00	24.50	25.45
d)	Not discussed at all	25.00	8.90	12.00	3.20	12.28
e)	Discussed but teaching skills is missing	0	2.90	5.30	1.60	2.45
9	How much of the syllabus was covered in the class?					
a)	85 to 100%	50.00	17.90	19.30	11.80	24.75
b)	70 to 84%	25.00	34.30	36.00	36.00	32.83
c)	55 to 69%	0	26.80	25.30	45.90	24.50
d)	30 to 54%	25.00	16.40	10.60	4.90	14.23
e)	Below 30%	0	4.40	8.60	1.60	3.65
10	How well did the teachers prepare for the classes?					
a)	Thoroughly	50.00	23.80	21.30	18.00	28.28
b)	Satisfactorily	25.00	53.70	57.90	65.50	50.53
c)	Poorly	25.00	14.90	10.60	9.80	15.08
d)	Indifferently	0	4.40	3.30	3.20	2.73
e)	Won't teach at all	0	2.90	6.60	3.20	3.18
11	Fairness of the internal evaluation process by the teachers?					
a)	Always fair	75.00	41.70	34.00	29.50	45.05

b)	Usually fair	0	40.20	40.60	60.60	35.35
c)	Sometimes unfair	25.00	7.40	14.60	1.60	12.15
d)	Usually unfair	0	5.90	4.00	1.60	2.88
e)	Unfair	0	4.40	6.60	6.50	4.38
12	Was your performance in assignments discussed with you?					
a)	Every time	25.00	22.30	22.00	21.30	22.65
b)	Usually	50.00	37.30	28.00	45.90	40.30
c)	Occasionally / Sometimes	0	25.30	22.60	16.30	16.05
d)	Rarely	25.00	8.90	13.30	8.10	13.83
e)	Never	0	5.90	14.00	8.10	7.00
13	The teaching and mentoring process in your institute facilitates you in cognitive, social and emotional growth?					
a)	Significantly	0	4.40	10.60	11.40	6.60
b)	Very well	75.00	59.70	34.60	45.90	53.80
c)	Moderately	0	22.30	30.00	27.80	20.03
d)	Marginally	25.00	4.40	10.00	6.50	11.48
e)	Not at all	0	8.90	14.60	8.10	7.90
14	Your mentor does a necessary follow-up with an assigned task to you					
a)	Every time	25.00	23.80	16.00	16.30	20.28
b)	Usually	0	41.70	34.00	59.00	33.68
c)	Occasionally / Sometimes	50.00	13.40	19.30	11.40	23.53
d)	Rarely	25.00	8.90	11.30	8.10	13.33
e)	I don't have a mentor	0	11.90	19.30	4.90	9.03
15	The teachers identify your strengths and encourage you with providing right level of challenges					
a)	Fully	75.00	35.80	36.60	27.80	43.80
b)	Reasonably	0	25.30	15.30	34.40	18.75
c)	Partially	0	14.90	20.60	26.20	15.43
d)	Slightly	25.00	11.90	6.60	3.20	11.68
e)	Unable to	0	11.90	20.60	8.10	10.15
16	What is your opinion about the library material?					
a)	More than adequate	25.00	10.40	14.00	11.40	15.20
b)	Adequate	25.00	32.80	34.60	49.10	35.38
c)	Inadequate	0	10.40	11.30	14.70	9.10
d)	Poor	0	14.90	22.60	14.70	13.05
e)	Nor satisfactory	50.00	31.30	17.30	9.80	27.10
17	Is the college office helpful in administrative matters?					
a)	Yes	75.00	80.50	78.00	57.30	72.70
b)	No	25.00	19.40	22.00	42.60	27.25
18	Are there enough classrooms available in the department?					
a)	Yes	75.00	74.60	82.60	59.00	72.80
b)	No	25.00	25.30	17.30	40.90	27.13

19	Are the toilets cleaned properly?					
a)	Yes	75.00	53.70	47.30	22.90	49.73
b)	No	25.00	46.20	52.60	77.00	50.20
20	Are you provided enough drinking water?					
a)	Yes	100	79.10	66.60	21.30	66.75
b)	No	0	20.80	33.30	78.60	33.18
21	If you have other comments to offer on the course and suggestions for the teachers / college, you may do so in the space given below or on a separate sheet. (100 words only)					
	Link has been uploaded on the college website					


 (Prof. Pushpa Negi)
 प्राध्यापिका
 राजकीय मास्कोल कॉलेज महाविद्यालय
 अमृत्यमुनि, रुद्रप्रयाग ।